
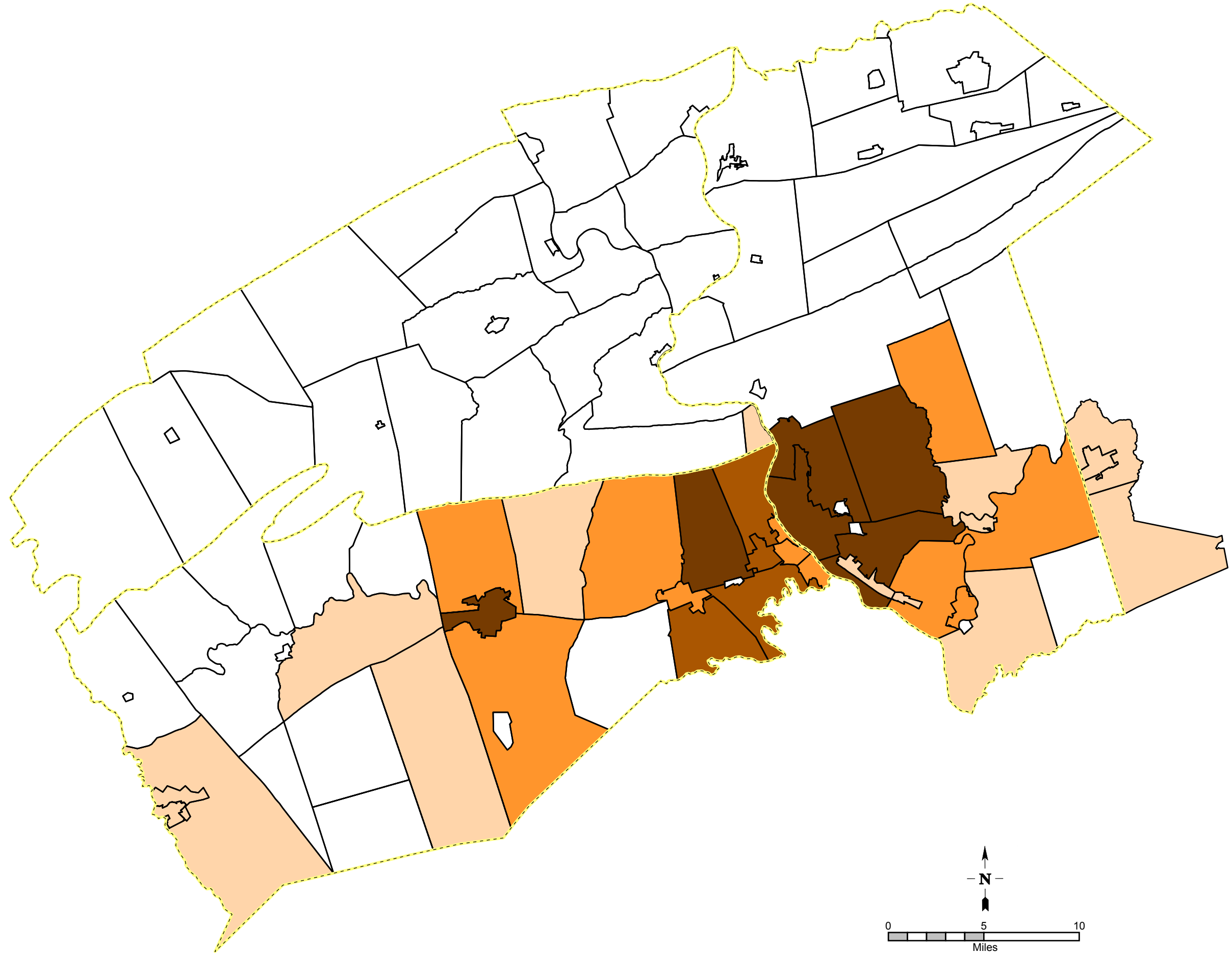


EMPLOYMENT CHANGE 2000 - 2030

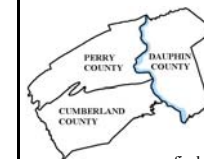
**HATS AREA SERVING: DAUPHIN,
CUMBERLAND, PERRY AND PARTS OF
LEBANON COUNTIES.**



**2030 REGIONAL
TRANSPORTATION PLAN
2007 UPDATE**



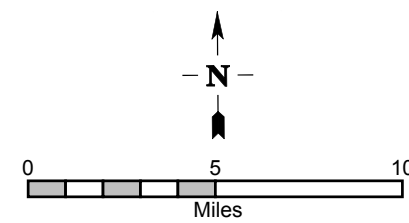
**HARRISBURG
AREA
TRANSPORTATION
STUDY**



**TRI-COUNTY
REGIONAL
PLANNING
COMMISSION**

find us on the web @ www.tcrpc-pa.org

PREPARED DATE: JUNE 2006
 PREPARED BY: TRI-COUNTY REGIONAL PLANNING COMMISSION
 SOURCE DATA: PENNDOT, CENSUS 2000, AND COUNTY PLANNING COMMISSION



TRI-COUNTY REGIONAL PLANNING COMMISSION AND COUNTY PLANNING COMMISSION MAKE NO WARRANTY OR REPRESENTATION, EITHER EXPRESSED OR IMPLIED, WITH RESPECT TO THE ACCURACY OF DATA REPRESENTED FOR ANY PARTICULAR PURPOSE. THE DATA IS PROVIDED "AS IS" AND THE USER ASSUMES ALL RISK OF USE.